

NS1 SERIES CONNECTOR



Specifications ● ● ●

PRESSURE:

Vacuum to 15 psi, 1.0 bar

TEMPERATURE:

32°F to 120°F (0°C to 49°C)

MATERIALS:

Main Components:

Glass-filled polypropylene, PEEK®, polypropylene

Thumb latch: PEEK®

Springs: 316 stainless steel

O-rings: EPDM

COLOR: Gray

TUBING SIZES:

Microbore to 1/8" ID (Microbore to 3.2mm)

SPILLAGE:

0.02 cc per disconnect rated @ 15 psi

INCLUSION: 0.01 cc per connect

WARNING: Pressure, temperature, chemicals, and operating environment can affect the performance of couplings. It is the customer's responsibility to test the suitability of CPC's products in their own application conditions.

NS1 Series couplings compact design is packed full of features including non-spill shutoff valves that ensure drip-free disconnects, and eliminate the need to purge air from the system. The smallest plastic non-spill coupling on the market, NS1 is perfect for applications with tubing from 1/8-inch and smaller. Its rotating design allows tubing to move freely without kinks. Ideal for applications that need to be connected and disconnected often, the ergonomic, user-friendly interface enables a secure, reliable connect and disconnect.

FEATURES

Non-spill design

Ultra low air inclusion

Intuitive interface

Rotating design

Chemically resistant materials

BENEFITS

Closed system for drip-free disconnect

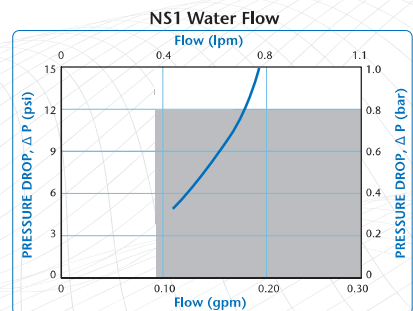
Minimizes contaminants, eliminates the need to purge air bubbles from the system

User friendly ergonomic design enables a secure, reliable connection

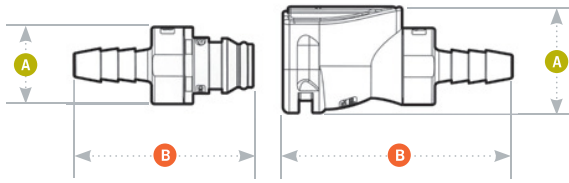
Allows tubing to move freely or relax without kinking or leaking

Reliable strength and performance in a range of applications

⚠ This graph is intended to give you a general idea of the performance capabilities of each product line. The shaded area of each graph represents the operating range of the product family, i.e., upper and lower values are shown. Therefore, depending on the exact coupling configurations selected, you can reasonably expect values to fall within the shaded area.



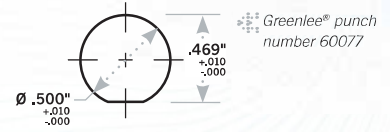
NS1 SERIES DIMENSIONS



A = Height/Diameter **B** = Total Length

Panel Dimensions

	PANEL OPENING	PANEL THICKNESS MAX. – MIN.	PANEL NUT HEX	PANEL NUT THREAD
COUPLING INSERTS	see drawing	.29 – .05	5/8	1/2-24UNS



Coupling Bodies • POLYPROPYLENE



DESCRIPTION
IN-LINE HOSE BARB

IN-LINE WITH A 1/4-28 FLAT BOTTOM PORT

IN-LINE WITH A 1/4-28 MALE THREAD

TUBING SIZE	METRIC EQ.	SHUTOFF	A	B
1/8" ID	3.2 MM ID	NS1D170212	0.61	1.33
1/8" OD OR SMALLER*	3.2 MM OD OR SMALLER*	NS1D19042812	0.61	1.21
		NS1D10042812	0.61	1.28

Coupling Inserts • POLYPROPYLENE



DESCRIPTION
IN-LINE HOSE BARB

IN-LINE WITH A 1/4-28 FLAT BOTTOM PORT

IN-LINE WITH A 1/4-28 MALE THREAD

PANEL MOUNT HOSE BARB

PANEL MOUNT WITH A 1/4-28 FLAT BOTTOM PORT

TUBING SIZE	METRIC EQ.	SHUTOFF	A	B
1/8" ID	3.2 MM ID	NS1D220212	0.44	1.04
1/8" OD OR SMALLER*	3.2 MM OD OR SMALLER*	NS1D26042812	0.44	0.92
		NS1D24042812	0.49	0.99
1/8" ID	3.2 MM ID	NS1D420212	0.70	1.56
1/8" OD OR SMALLER*	3.2 MM OD OR SMALLER*	NS1D48042812	0.70	1.45

*Tubing size dependent on nut and ferrule used with 1/4-28 port.

Accessories



DESCRIPTION
BULKHEAD O-RING: For sealing panel mount inserts listed above

MATERIAL
EPDM

PART NO.
731303

Ferrules



FOR 1/4-28 NUTS AND FERRULES, SEE PAGE 33 OR VISIT CPCWORLDWIDE.COM